

# M&J VALVE

AN SPX BRAND

## Expanding Gate Valve



**SPX**<sup>®</sup>

# For A Dependable Shutoff You Cannot Beat The Sealing Reliability of the M&J Model EG Expanding Gate Valve

That is why you find them in a wide range of critical applications, from pipelines to power plants, in ESD and other demanding isolation applications. The Model EG valve provides a superior bi-directional mechanical seal because the two-piece gate assembly expands against the seating areas in the open or closed position. The greater the torque, the tighter the seal. The end result is an extremely heat resistant seal that is unaffected by line pressure or vibration.

## General Specifications

- Sizes: 2" and larger in all ANSI classes
- Temperature range: -70° F to +1000° F
- Flanged end connections
- Fire tested to API-6FA
- ISO 9001
- Available: NACE, high corrosive, high and low temperature
- Geothermal trims

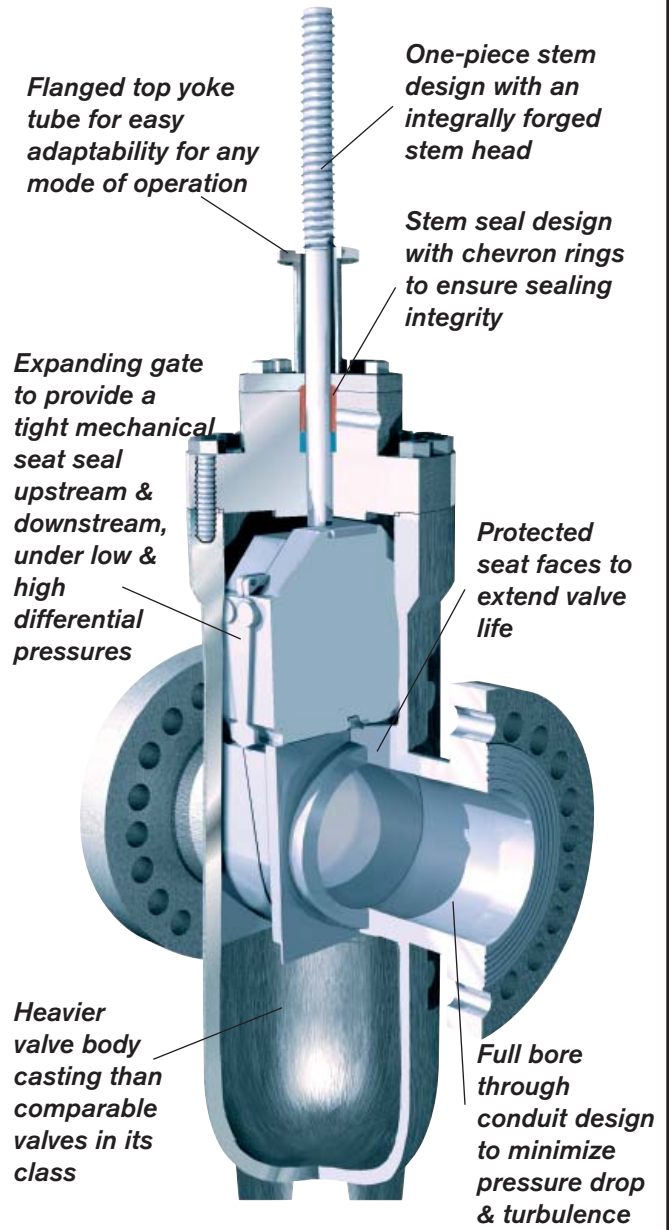
## Features

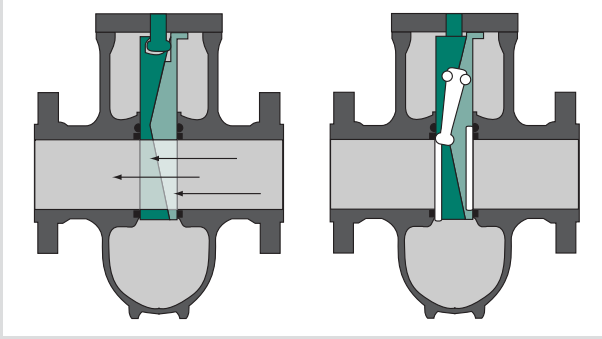
- Increased throughput full bore unrestricted flow
- Tight seal in all flow conditions; bi-directional mechanical sealing
- Can replace two valves; double block and bleed capability
- Long, leak free service life; protected seat design
- Easy to operate; low operating torque; single piece stem; visual indication of position
- Easy to maintain; stem packing does not require lubrication; backup sealing options; emergency sealing through the stem and seat; can be overhauled in-line; top entry access to all internals

*M&J EG  
Expanding  
Gate Valves are  
available in 2"  
and larger in all  
ANSI Classes.*

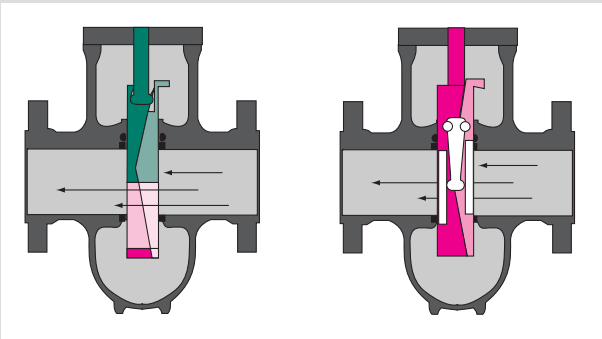


## M&J Model EG Expanding Gate Valve

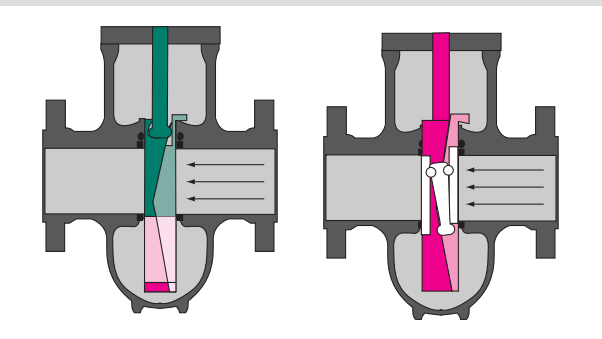




**1.)** Traveling to the final open position the lower back angles are in contact with each other. With further upward movement of the gate with the segment stopped, the centralizer mechanism allows the gate-segment assembly to expand, sealing against both seats, protecting the seat faces from line flow, while isolating the body cavity from the flow bore.



**2.)** During open and closing travel, the gate-segment assembly is collapsed with both back angle surfaces in contact. The centralizer mechanism prevents relative movement between the gate and segment allowing the gate and segment assembly to travel freely without sticking or wedging.



**3.)** Traveling to the final closed position, the upper back angles of the gate and segment move into contact with each other. With further downward movement of the segment stopped, the centralizer mechanism allows the gate-segment assembly to expand, sealing against both seats, forming a tight mechanical seal.

## Expanding Gate Valve

### Options

- Wide range of trims
- Can be manually equipped with electric or hydraulic actuators
- Stem and sealant injection extensions for buried service
- Locking devices
- Wide range of testing and verification procedures
- Zero emission secondary stem seals

### Service

M&J's commitment to quality doesn't end after the sale. Our well trained and experienced staff is available to provide technical advice, backup documentation, spare parts and repair services; in the plant or in the field. We will work with you, from start to finish, to ensure the product you need is the product you get.

Please consult your local M&J representative to take advantage of our team of experts, ready to assist you with your every requirement.

*M&J EG Gate Valve with an emission-proof secondary stem seal design.*





Your local contact:



SPX Flow Control  
19191 Hempstead Hwy  
Houston, TX 77065  
Phone: (800) 231-3690 Fax: (281) 807-2829  
E-mail: [mjvalve@spx.com](mailto:mjvalve@spx.com)



For more information about our worldwide locations, approvals, certifications, and local representatives, please visit [www.spxfc.com](http://www.spxfc.com).

SPX Corporation reserves the right to incorporate our latest design and material changes without notice or obligation.

Design features, materials of construction and dimensional data, as described in this bulletin, are provided for your information only and should not be relied upon unless confirmed in writing. Certified drawings are available upon request.